

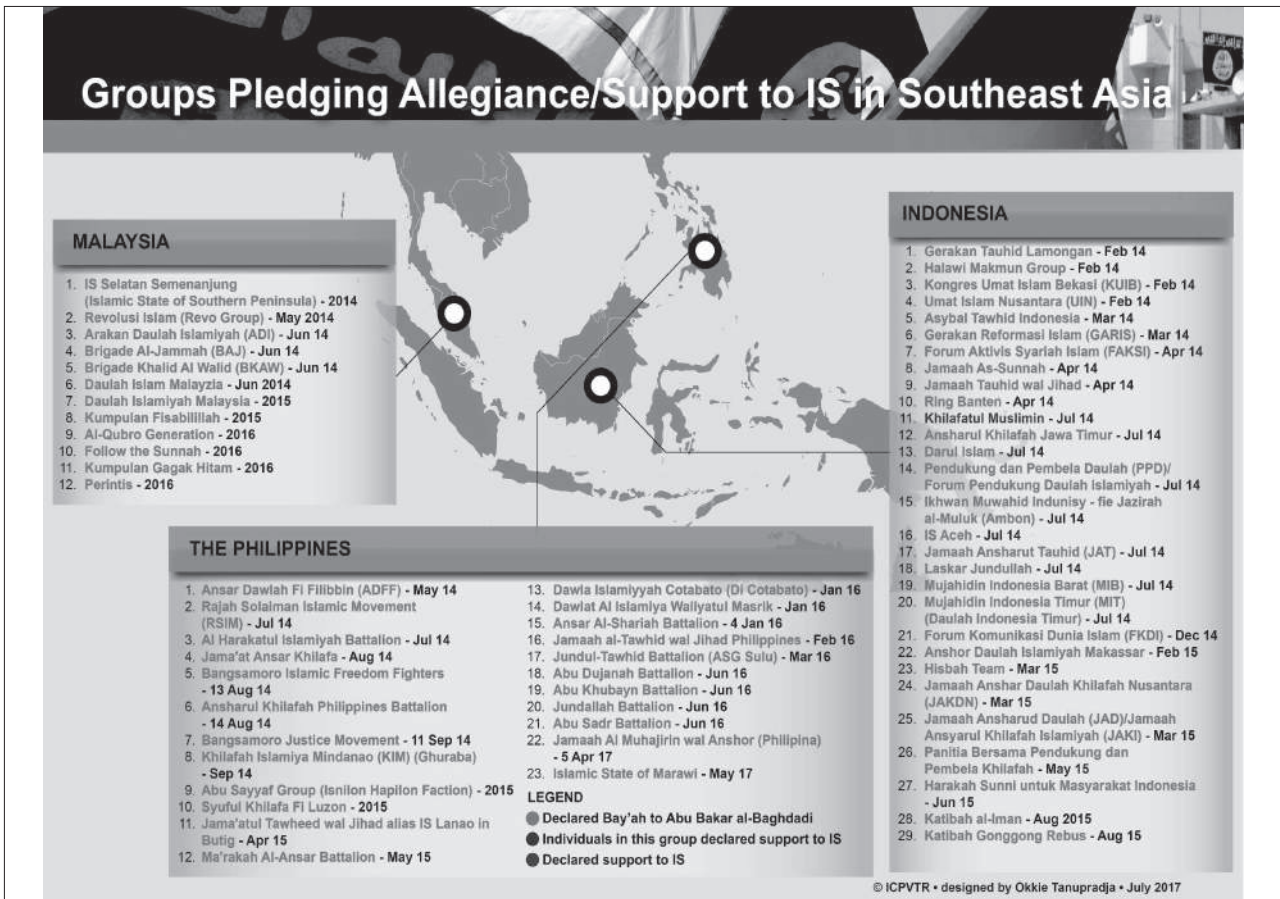
167th UNAFEI International Training Course
 (VE3-1) Dr. Rohan Gunaratna
 6 AM, Sep. 2017

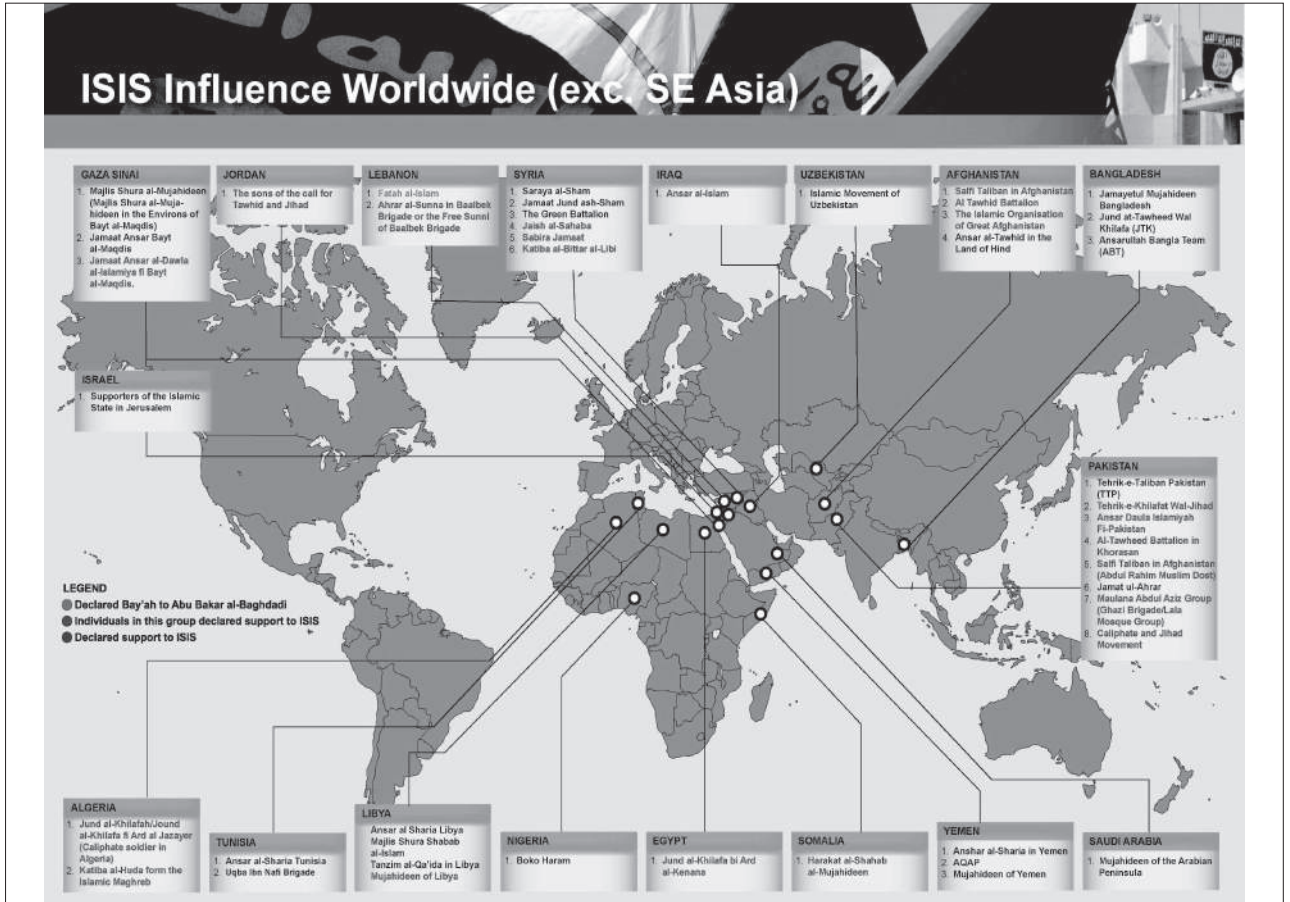



Global Threat

Prof. Rohan Gunaratna
 Professor of Security Studies
 Head
 International Centre for Political Violence and
 Terrorism Research
 Email: secretary-icpvtr@ntu.edu.sg









ISIS Sources of Income

The diagram features a central circle with the text "ISIS FUNDING" and an image of a hand holding a gun. Four arrows point towards this center from four surrounding circles, each representing a different source of income. The background is a collage of ISIS flags and currency notes.

PRIVATE DONORS

Private donors from Saudi Arabia, Kuwait, Turkey and Qatar.

STATE FUNDING

Intelligence services from countries oppose to Iran and Syria.

"DOMESTIC INCOME"

Controlling and centralising economic activities in areas of control. Estimated that during 2013, the IS income from extortion was around \$8 million per month.

ILLICIT ECONOMY

Exports about 9,000 barrels of oil per day at prices ranging from about \$25 - \$45 (£15 - £27). Estimated oil production in Syria and Iraq at 80,000 barrels per day - income of about \$8 million per day.

ISIS 100 Years Manifesto

The Establishment of the United Sunni States worldwide

A world map with Arabic calligraphy overlaid on it, representing the global reach of the manifesto. Four large arrows point upwards from four images below towards the map.

The Destruction of Iran & all opponents of Sunni state

Opposition by means of a jihad

A Call and Reliance on worldwide Sunni support

A Theocratic Social Agenda

The Genealogy of the Islamic Caliphate



THANK YOU

Prof. Rohan Gunaratna
Professor of Security Studies
Head
International Centre for Political Violence and
Terrorism Research
Email: secretary-icpvtr@ntu.edu.sg